

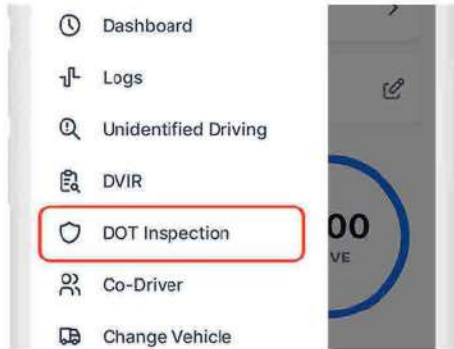
DOT Instruction Sheet

Please keep this Manual in your vehicle at all times!

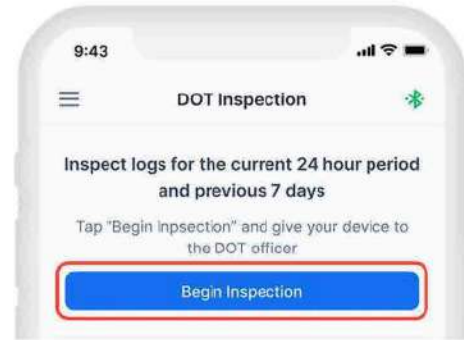
Required to be kept in the vehicle and available to present during inspections per FMCSA 49 CFR § 395.22(h).



Inspect Logs

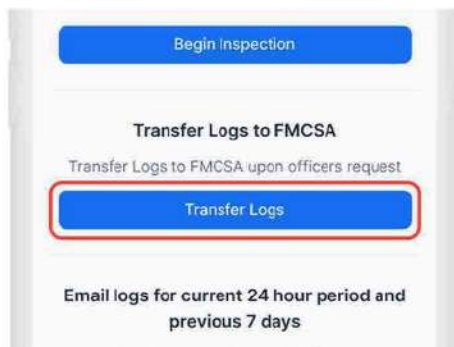


1. Tap "Menu" icon on the top left corner and select "DOT Inspection".

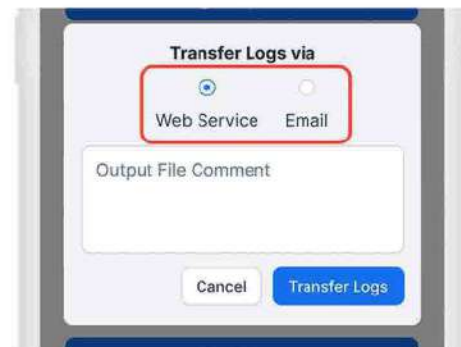


2. Tap the "Begin Inspection" to start inspecting logs.

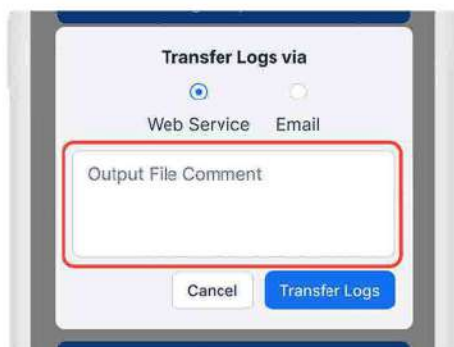
Transfer Logs



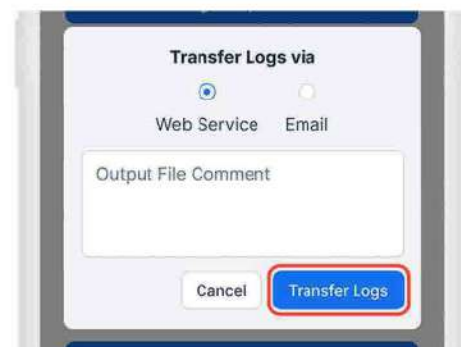
1. From the DOT Inspection page, tap the "Transfer Logs".



2. Choose to send official logs **via Web Service or Email to DOT.**



3. Enter officer provided Comment.



4. Tap "Transfer Logs" to send logs to DOT.

For any questions, please call us at **+1(223)244 22 27** or send us and email to **Vitalityeld.com**